

Learn Ukrainian in a Week: A Comprehensive Guide

Are you looking to learn Ukrainian quickly and efficiently? Whether you're planning a trip to Ukraine or just want to expand your language skills, this comprehensive guide will help you learn the basics of Ukrainian in just one week.

Day 1: The Basics

On your first day, you'll learn the Ukrainian alphabet and pronunciation. The Ukrainian alphabet is very similar to the English alphabet, but there are a few key differences. Once you've mastered the alphabet, you'll learn some basic grammar rules, such as how to conjugate verbs and form sentences.



Learn Ukrainian in a Week: The Most Essential Words & Phrases in Ukrainian! by Pam Flowers

★★★★☆ 4.3 out of 5

Language : English
File size : 7416 KB
Text-to-Speech : Enabled
Enhanced typesetting : Enabled
Print length : 319 pages
Lending : Enabled
Screen Reader : Supported



Vocabulary

* Hello - Привіт (pryvit) * Goodbye - До побачення (do robachennia) * Yes - Так (tak) * No - Ні (ni) * Please - Будь ласка (bud laska) * Thank you - Дякую (dyakuu)

Grammar

* The Ukrainian language has three genders: masculine, feminine, and neuter. * Adjectives agree in gender with the noun they modify. * Verbs are conjugated according to person, number, tense, and mood.

Day 2: Essential Phrases

On your second day, you'll learn some essential phrases that you can use in everyday conversation. These phrases will help you get around town, order food, and make new friends.

Vocabulary

* How are you? - Як справи? (yak spravy?) * I'm fine, thank you. - Я добре, дякую. (ya dobre, dyakuu.) * What is your name? - Як вас звати? (yak vas zvaty?) * My name is... - Мене звати... (mene zvaty...) * Nice to meet you. - Дуже приємно. (duzhe pryumno.)

Phrases

* I would like to order... - Я хотів би замовити... (ya hotiv by zamovyty...) * The bill, please. - Рахунок, будь ласка. (rahunok, bud laska.) * Where is the bathroom? - Де туалет? (de tualet?) * Can you help me? - Ви можете мені допомогти? (vy mozete meni dopomohiti?)

Day 3: Expanding Your Vocabulary

On your third day, you'll expand your vocabulary by learning new words and phrases related to different topics, such as food, travel, and shopping.

Vocabulary

* Food * Bread - Хліб (khlіb) * Milk - Молоко (moloko) * Cheese - Сир (syr)
* Meat - М'ясо (myaso) * Fruit - Фрукти (frukty) * Travel * Airport -
Аеропорт (aeroport) * Train - Поїзд (poїzd) * Bus - Автобус (avtobus) *
Taxi - Таксі (taksi) * Hotel - Готель (hotel) * Shopping * Store - Магазин
(magazyn) * Supermarket - Супермаркет (supermarket) * Mall - Торговий
центр (torhovyi tsentr) * Clothes - Одяг (odiah) * Shoes - Взуття (vzuttya)

Day 4: Practicing Your Skills

On your fourth day, you'll practice your speaking and listening skills by having conversations with native Ukrainian speakers. You can find language partners online or in local language exchange groups.

Tips for practicing your skills

* Find a language partner who is patient and willing to help you learn. * Be prepared to make mistakes. Everyone makes mistakes when they're learning a new language. * Don't be afraid to ask questions. * Listen carefully to your language partner's pronunciation. * Try to imitate your language partner's pronunciation as closely as possible.

Day 5: Reading and Writing

On your fifth day, you'll start reading and writing in Ukrainian. This will help you improve your comprehension and communication skills.

Tips for reading and writing in Ukrainian

* Start by reading simple texts, such as children's books or news articles. * Use a dictionary to look up unfamiliar words. * Pay attention to the grammar and sentence structure of the texts you read. * Try to write simple sentences in Ukrainian. * Get feedback from a native Ukrainian speaker on your writing.

Day 6: Cultural Immersion

On your sixth day, you'll immerse yourself in Ukrainian culture by watching movies, listening to music, and reading books in Ukrainian. This will help you learn about the Ukrainian way of life and improve your language skills.

Tips for cultural immersion

* Watch Ukrainian movies with subtitles. * Listen to Ukrainian music. * Read Ukrainian books. * Visit Ukrainian restaurants. * Talk to Ukrainian people.

Day 7: Review and Assessment

On your seventh and final day, you'll review everything you've learned over the past week. You can take a practice test or have a conversation with a native Ukrainian speaker to assess your progress.


Tips for review and assessment

* Go over your notes from the past week. * Take a practice test. * Have a conversation with a native Ukrainian speaker. * Identify areas where you need to improve.

Congratulations!

If you've followed this guide, you've now learned the basics of the Ukrainian language. With continued practice, you'll be able to speak Ukrainian


confidently and communicate with native speakers.



Learn Ukrainian in a Week: The Most Essential Words & Phrases in Ukrainian! by Pam Flowers


★★★★☆ 4.3 out of 5

Language : English
File size : 7416 KB
Text-to-Speech : Enabled
Enhanced typesetting : Enabled
Print length : 319 pages
Lending : Enabled
Screen Reader : Supported



We Were 12 At 12:12 On 12/12/12: Adventure Travel Tales

On December 12, 2012, at exactly 12:12 pm, a group of 12 individuals embarked on a unique travel journey. They had planned this trip for months, and they were...



Unveiling Adventure and Ecotourism in Edward James' Surrealist Garden: Las Pozas Xilitla

Nestled amidst the lush greenery of the Huasteca Potosina region in Mexico, Las Pozas Xilitla is an otherworldly paradise that harmoniously blends art,...

