


# Most Beginner Painters Make These Same Common Mistakes



As a beginner painter, you're bound to make some mistakes. It's all part of the learning process. But there are some common mistakes that beginner painters make that can be easily avoided. In this article, we'll discuss some of the most common mistakes and how to fix them.



## HANDBOOK ON 13 TYPICAL MISTAKES OF BEGINNER PAINTER AND HOW TO AVOID IT: Most Beginner Painters Make the Same Types of Mistakes by Bob Dow

★★★★☆ 4.3 out of 5

Language : English

File size : 1806 KB

Text-to-Speech : Enabled  
Enhanced typesetting: Enabled  
Print length : 15 pages  
Lending : Enabled  
Screen Reader : Supported



## **Not Preparing the Canvas**

One of the most common mistakes beginner painters make is not properly preparing the canvas. A primed canvas provides a smooth, even surface for painting, and it helps to prevent the paint from absorbing into the canvas. To prime a canvas, simply apply a thin layer of gesso to the surface and allow it to dry.

## **Using the Wrong Paint**



Another common mistake is using the wrong type of paint. There are many different types of paint available, and each type is designed for a specific purpose. For example, acrylic paint is a good choice for beginners because it is easy to use and dries quickly. Oil paint, on the other hand, is more difficult to use and takes longer to dry.

### **Using the Wrong Brush**

The type of brush you use will also affect the look of your painting. There are many different types of brushes available, each with its own unique shape and size. For example, a flat brush is good for creating smooth, even strokes, while a round brush is good for creating detail.

### **Applying Too Much Paint**

One of the most common mistakes beginner painters make is applying too much paint to the canvas. This can make the painting look muddy and overworked. To avoid this, start by applying a thin layer of paint and build up the layers gradually.

### **Not Blending the Colors**



If you want to create a smooth, blended look in your painting, it's important to blend the colors together. You can do this by using a brush or a blending

tool. Blending the colors will help to create a more realistic and polished look.

### **Overworking the Painting**

Another common mistake beginner painters make is overworking the painting. This can make the painting look stiff and unnatural. To avoid this, step back from your painting every so often and take a break. When you come back to your painting, you'll be able to see it with fresh eyes and make any necessary adjustments.

### **Not Signing the Painting**


Once you're finished with your painting, it's important to sign it. This will add a personal touch to your work and will help to prevent others from claiming it as their own. To sign your painting, simply use a small brush to write your name in the corner of the canvas.

### **Making the Same Mistakes Over and Over**

One of the best ways to improve your painting skills is to learn from your mistakes. If you find yourself making the same mistakes over and over, take some time to figure out what you're doing wrong. Once you understand the cause of the problem, you can take steps to avoid it in the future.

Making mistakes is a natural part of the learning process. By avoiding the common mistakes that beginner painters make, you can improve your painting skills more quickly. With practice, you'll be able to create beautiful, realistic paintings that you'll be proud to display.

**HANDBOOK ON 13 TYPICAL MISTAKES OF BEGINNER PAINTER AND HOW TO AVOID IT: Most Beginner**



## Painters Make the Same Types of Mistakes by Bob Dow


★★★★☆ 4.3 out of 5

Language : English  
File size : 1806 KB  
Text-to-Speech : Enabled  
Enhanced typesetting: Enabled  
Print length : 15 pages  
Lending : Enabled  
Screen Reader : Supported



## We Were 12 At 12:12 On 12/12/12: Adventure Travel Tales

On December 12, 2012, at exactly 12:12 pm, a group of 12 individuals embarked on a unique travel journey. They had planned this trip for months, and they were...



## Unveiling Adventure and Ecotourism in Edward James' Surrealist Garden: Las Pozas Xilitla

Nestled amidst the lush greenery of the Huasteca Potosina region in Mexico, Las Pozas Xilitla is an otherworldly paradise that harmoniously blends art,...