


The Complete Guide to Design Space Project Ideas and Cricut Joy for Beginners



CRICUT: 5 in 1, Complete Guide for Beginners, Design Space, Project Ideas, and Cricut Joy. Mastering all machines, tools & all materials. All you need really to know + Ideas and Tips by David B. Levy

★★★★☆ 4.1 out of 5

Language : English
File size : 9824 KB
Text-to-Speech : Enabled
Screen Reader : Supported
Enhanced typesetting : Enabled
Print length : 323 pages
Lending : Enabled



If you're new to the world of crafting, Cricut Design Space and Cricut Joy are two essential tools that can help you bring your creative visions to life. Cricut Design Space is a free online design software that allows you to create and customize your own designs, while Cricut Joy is a compact and affordable cutting machine that can cut a variety of materials, including paper, vinyl, and fabric.

This comprehensive guide will provide you with everything you need to know about Cricut Design Space and Cricut Joy, from choosing the right materials to creating your own designs. Whether you're a complete beginner or just looking for some new project ideas, this guide has something for you.

Choosing the Right Materials

The first step to using Cricut Design Space and Cricut Joy is to choose the right materials for your project. Cricut Joy can cut a variety of materials, including:

- Paper
- Vinyl
- Fabric
- Cardstock
- Leather
- Wood
- Metal

When choosing materials, it's important to consider the type of project you're making. For example, if you're making a card, you'll want to use a thicker paper that can withstand being folded. If you're making a T-shirt, you'll want to use a heat-transfer vinyl that can be applied to fabric.

Getting Started with Cricut Design Space

Once you've chosen your materials, you can start creating your design in Cricut Design Space. Cricut Design Space is a free online design software that allows you to create and customize your own designs. You can use Cricut Design Space to create a variety of projects, including:

- Cards
- T-shirts

- Home décor
- Jewelry
- Accessories

To get started with Cricut Design Space, you'll need to create an account and download the software. Once you've created an account, you can start creating your own designs or browsing the Cricut Design Space library for inspiration.

Creating Your Own Designs

If you're new to design, don't worry! Cricut Design Space has a variety of tools and resources to help you get started. You can use the shape library to add shapes to your design, or you can upload your own images. You can also use the text tool to add text to your design.

Once you're happy with your design, you can click the "Make It" button to send your design to your Cricut Joy. Your Cricut Joy will then cut your design out of the material you've chosen.

Project Ideas


If you're looking for some project ideas, here are a few to get you started:

- Make a card
- Create a T-shirt
- Design a home décor item
- Make jewelry

- Create accessories

There are endless possibilities with Cricut Design Space and Cricut Joy. So get creative and start crafting today!

Cricut Design Space and Cricut Joy are two essential tools for any crafter. With Cricut Design Space, you can create and customize your own designs, and with Cricut Joy, you can cut a variety of materials to bring your designs to life. Whether you're a complete beginner or just looking for some new project ideas, this guide has something for you. So get started today and see what you can create!



CRICUT: 5 in 1, Complete Guide for Beginners, Design Space, Project Ideas, and Cricut Joy. Mastering all machines, tools & all materials. All you need really to know + Ideas and Tips by David B. Levy

★★★★☆ 4.1 out of 5


Language : English
File size : 9824 KB
Text-to-Speech : Enabled
Screen Reader : Supported
Enhanced typesetting : Enabled
Print length : 323 pages
Lending : Enabled





We Were 12 At 12:12 On 12/12/12: Adventure Travel Tales

On December 12, 2012, at exactly 12:12 pm, a group of 12 individuals embarked on a unique travel journey. They had planned this trip for months, and they were...



Unveiling Adventure and Ecotourism in Edward James' Surrealist Garden: Las Pozas Xilitla

Nestled amidst the lush greenery of the Huasteca Potosina region in Mexico, Las Pozas Xilitla is an otherworldly paradise that harmoniously blends art,...