


The Essential Guide to Typography for Print and Web Design: A Comprehensive Overview

Typography plays a crucial role in shaping the visual appeal and readability of any design, whether for print or web. It involves the art of selecting and arranging typefaces, sizes, and other text elements to create a visually compelling and effective communication tool. This comprehensive guide will delve into the essential aspects of typography for both print and web design, equipping you with the knowledge and techniques to elevate your typographic skills.

Basic Typography Concepts

Typefaces



Mastering Type: The Essential Guide to Typography for Print and Web Design by Denise Bosler

★★★★☆ 4.8 out of 5

- Language : English
- File size : 26428 KB
- Text-to-Speech : Enabled
- Screen Reader : Supported
- Enhanced typesetting : Enabled
- Print length : 242 pages

FREE

DOWNLOAD E-BOOK



A typeface, also known as a font family, refers to a collection of characters with a consistent design. Each typeface has unique characteristics, including its shape, weight, and style. Selecting the right typeface is crucial for setting the tone and conveying the message of your design.

Font Size

TYPE SIZES

Small

36 px

Normal

44 px

Large

64 px

Huge

81 px

Giant

98 px

Font size determines the height of the characters in your text. It plays a vital role in readability and visual hierarchy. Choose font sizes that are appropriate for the medium and purpose of your design.

Tracking and Kerning



Tracking refers to the adjustment of the spacing between characters within a word, while kerning focuses on adjusting the spacing between specific character pairs. These techniques allow for fine-tuning the legibility and aesthetics of your text.

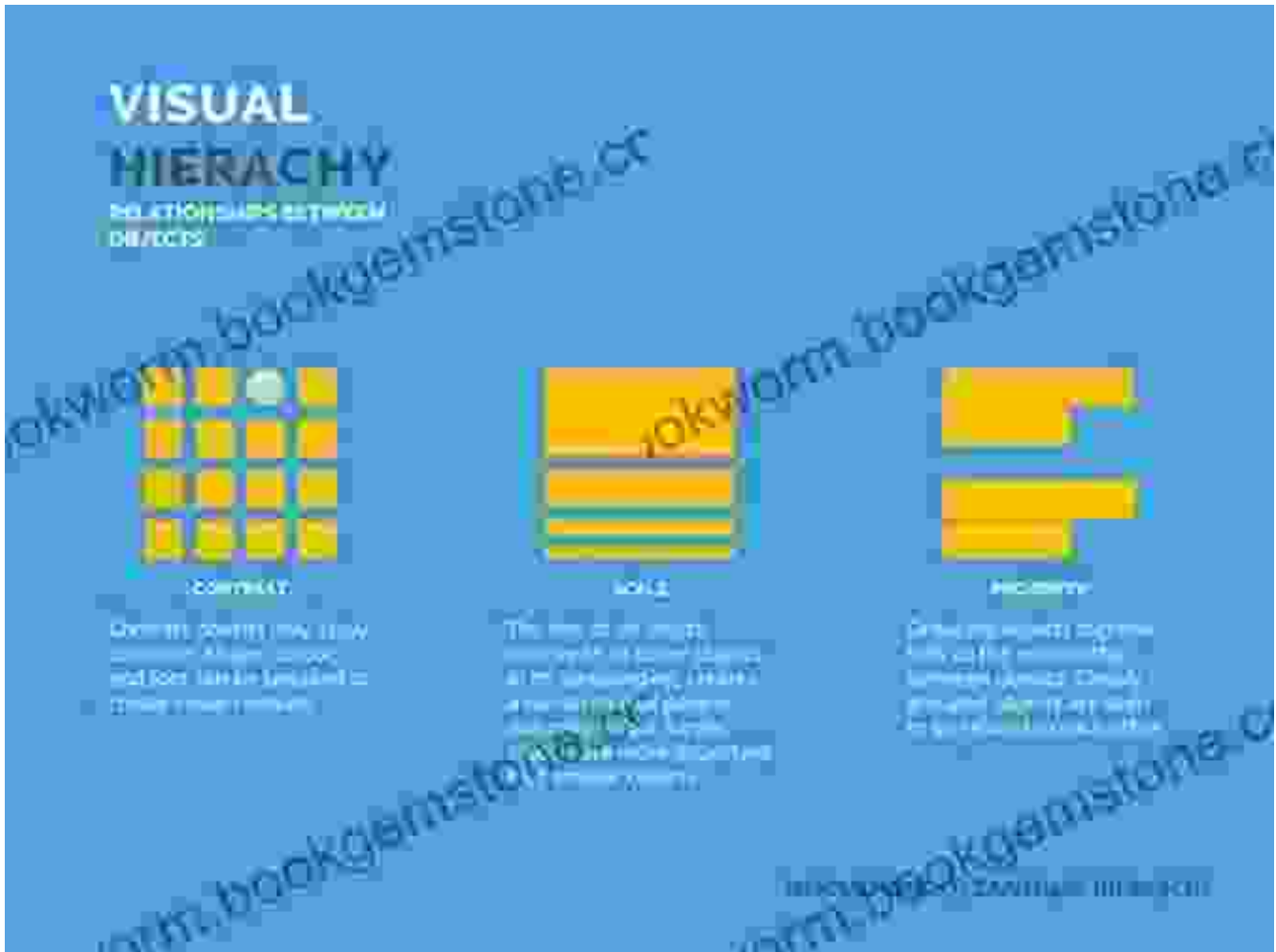
Leading and Line Height



Leading, also known as line spacing, controls the vertical space between lines of text. Line height is a related concept that combines the height of the text with the leading. Adjusting these parameters improves readability and prevents crowding or excessive empty space.

Typography in Print Design

Hierarchy and Visual Grouping



In print design, typography contributes significantly to establishing visual hierarchy and grouping information. By using different font sizes, weights, and styles, you can guide the reader's attention and emphasize important elements.

Readability and Aesthetics

read·abil·i·ty

a measure of how easily words, phrases and blocks of text can be read (a function of typography)

Click to expand image

**The block of text below is hard to read - yes?
It has a low degree of readability for many reasons!**



**Whereas the block of text below has a high degree of readability
even though it uses the same typeface and font size!**

The first block of text is hard to read because it is blurry and the letters are not clearly defined. This is due to a low degree of readability. The second block of text is easy to read because it is sharp and the letters are clearly defined. This is due to a high degree of readability.

The second block of text is easy to read because it is sharp and the letters are clearly defined. This is due to a high degree of readability. The first block of text is hard to read because it is blurry and the letters are not clearly defined. This is due to a low degree of readability.

Selecting legible typefaces and ensuring appropriate font sizes and leading are crucial for readability in print materials. Additionally, pay attention to the contrast between text and background colors to enhance visibility and reduce eye strain.

Color and Paper Choice



The choice of colors and paper affects the overall visual impact of your print design. Consider the purpose, audience, and message you want to convey when making these selections.

Typography in Web Design

Screen Resolution and Legibility



Web typography faces unique challenges related to screen resolution and legibility. Choose typefaces that are easy to read at various screen sizes and pixel densities.

Web Fonts and Font Licensing



Web fonts allow you to use fonts that are not natively installed on users' devices. However, it's essential to consider licensing restrictions and ensure that you have the necessary permissions to use the fonts on your website.

Responsive Typography



With the proliferation of mobile devices, responsive typography has become essential. It involves using techniques like media queries to adjust typography based on the size of the user's screen, ensuring an optimal viewing experience across devices.

Advanced Typography Techniques

Ornamentation and Embellishment



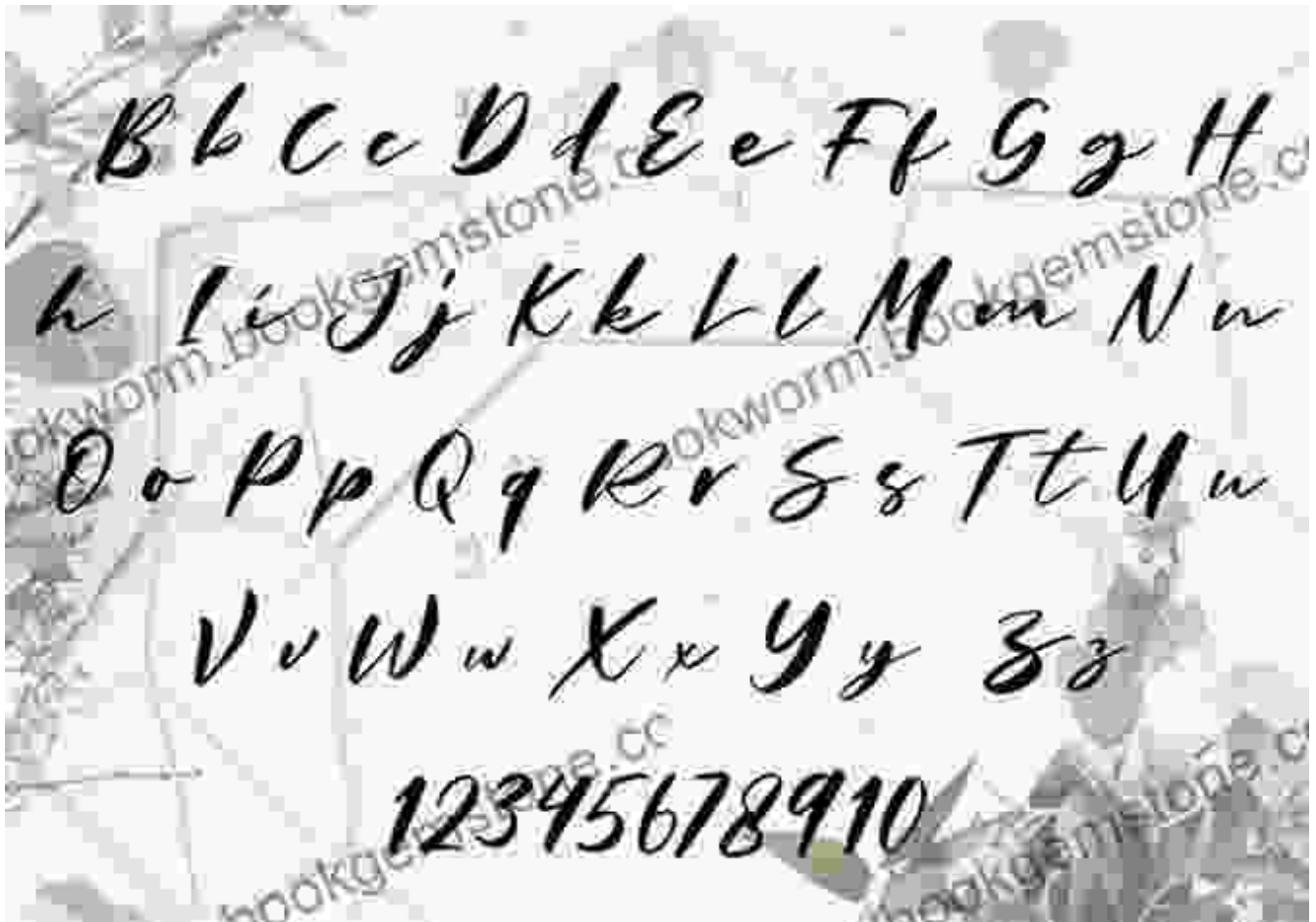
Ornamentation and embellishment can add visual interest and personality to your typography. Use these techniques sparingly and strategically to enhance the aesthetics of your design without compromising readability.

Letterpress and Foil Stamping




Letterpress and foil stamping are printing techniques that create a tactile and visually stunning effect. They are often used for luxury print materials or for adding a touch of sophistication to designs.

Custom Typefaces and Calligraphy



Custom typefaces and calligraphy can add a unique and personal touch to your designs. Commissioning a custom typeface or incorporating handwritten lettering can elevate your typography to a new level.

Mastering typography is a journey that requires both theoretical knowledge and practical experience. By understanding the essential concepts, considering the unique requirements of print and web design, and exploring advanced techniques, you can create visually captivating and effective typographic solutions. Whether you're designing a magazine layout or a website, the principles of typography will guide you in delivering clear, engaging, and unforgettable communication.



Mastering Type: The Essential Guide to Typography for Print and Web Design by Denise Bosler


★★★★☆ 4.8 out of 5

Language : English
File size : 26428 KB
Text-to-Speech : Enabled
Screen Reader : Supported
Enhanced typesetting : Enabled
Print length : 242 pages



We Were 12 At 12:12 On 12/12/12: Adventure Travel Tales

On December 12, 2012, at exactly 12:12 pm, a group of 12 individuals embarked on a unique travel journey. They had planned this trip for months, and they were...



Unveiling Adventure and Ecotourism in Edward James' Surrealist Garden: Las Pozas Xilitla

Nestled amidst the lush greenery of the Huasteca Potosina region in Mexico, Las Pozas Xilitla is an otherworldly paradise that harmoniously blends art,...