


Unleash Your Inner Artist: Start Painting with Colorful Brushes and Easy Projects



Take Three Colours: Watercolour Lakes & Rivers: Start to paint with 3 colours, 3 brushes and 9 easy projects

by Steve Roberts

★★★★☆ 4.6 out of 5

Language : English

File size : 73678 KB

Screen Reader : Supported

Print length : 64 pages



Painting is a vibrant and expressive art form that allows you to bring your imagination to life. Whether you're a seasoned artist or just starting out, there's always something new to learn and explore in the world of painting.

The Essential Painting Tools

Every artist needs the right tools to create their masterpieces. Here are some of the essential supplies you'll need to get started:

Brushes

Brushes are the most important tool in a painter's arsenal. They come in a wide variety of shapes and sizes, each designed for a specific purpose. Here are a few of the most common types of brushes:

- Round brushes: These brushes are great for creating fine lines and details.
- Flat brushes: These brushes are used to create broad strokes and fill in large areas.
- Filbert brushes: These brushes are a versatile brush that can be used for a variety of purposes, from creating fine lines to filling in larger areas.
- Fan brushes: These brushes are used to create soft, blending strokes.
- Sable brushes: These brushes are made from the tail hair of a sable, and they are known for their soft, luxurious bristles.



Canvas

The canvas is the surface you'll be painting on. It comes in a variety of sizes and textures, so you can choose the one that's right for your project. Here are a few of the most common types of canvas:

- Stretched canvas: This canvas is stretched over a frame, making it ready to paint on.
- Unstretched canvas: This canvas is not stretched over a frame, so you'll need to stretch it yourself before you can paint on it.
- Canvas panels: These panels are made from a thin layer of canvas that has been glued to a hardboard backing.




Paint

The paint is the medium you'll be using to create your artwork. It comes in a wide variety of colors, textures, and finishes. Here are a few of

Take Three Colours: Watercolour Lakes & Rivers: Start to paint with 3 colours, 3 brushes and 9 easy projects

by Steve Roberts

★★★★☆ 4.6 out of 5




Language : English
File size : 73678 KB
Screen Reader: Supported
Print length : 64 pages



We Were 12 At 12:12 On 12/12/12: Adventure Travel Tales

On December 12, 2012, at exactly 12:12 pm, a group of 12 individuals embarked on a unique travel journey. They had planned this trip for months, and they were...



Unveiling Adventure and Ecotourism in Edward James' Surrealist Garden: Las Pozas Xilitla

Nestled amidst the lush greenery of the Huasteca Potosina region in Mexico, Las Pozas Xilitla is an otherworldly paradise that harmoniously blends art,...